
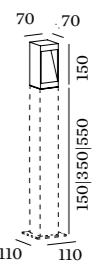
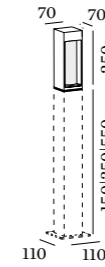
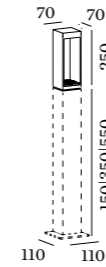




# LINUS

## EXTERIOR FLOOR SURFACE



### 1.0

LED 8W | 220-240VAC | 50-60Hz  
COB 2-step | incl. power supply  
aluminium powder coated

0.95kg IP65 0.3-1

3000K | >80 CRI | 320lm

CODE  
726173D4

### ALWAYS USE

	CODE
base 150	910024D0
base 350	910026D0
base 550	910028D0

### OPTIONAL

	CODE
ground spike	90013103
ground fixation	90013302

### 2.0

LED 8W | 220-240VAC | 50-60Hz  
COB 2-step | incl. power supply  
aluminium powder coated

0.99kg IP65 0.3-1

3000K | >80 CRI | 300lm | opal glass

CODE  
726273D4

### ALWAYS USE

	CODE
base 150	910024D0
base 350	910026D0
base 550	910028D0

### OPTIONAL

	CODE
ground spike	90013103
ground fixation	90013302

### 3.0

LED 8W | 220-240VAC | 50-60Hz  
COB 2-step | incl. power supply  
aluminium powder coated

0.52kg IP65 0.3-1

3000K | >80 CRI | 300lm | opal glass

CODE  
726373D4

### ALWAYS USE

	CODE
base 150	910024D0
base 350	910026D0
base 550	910028D0

### OPTIONAL

	CODE
ground spike	90013103
ground fixation	90013302